

2023

Introducing the 2023 Price Index for German Skilled Crafts

OneQrew is proud to announce the publication of the second annual Price Index for Skilled Crafts. This comprehensive report offers an in-depth analysis of the economic landscape of the industry and highlights pricing trends across various trades. The Price Index draws upon the extensive customer network of OneQrew companies, collectively serving over 25,000 businesses with modern software solutions.



Dominik Hartmann

Dominik Hartmann
CEO OneQrew

"There's no sign of a slowdown in the rising costs in the German skilled trades industry this year. This is a natural outcome of the market dynamics when high demand encounters limited supply. Despite the challenges posed by the wage-price spiral, the skilled trades are making significant strides. The emphasis on moderate price adjustments in favor of better pay strikes the right balance – not only to make entry into skilled trades more appealing but also to attract new talent and boost the competitiveness of the sector.

Looking to the future, urgent measures are required to tackle the shortage of skilled craftworkers. Failing to do so risks not only further price hikes but also a massive backlog of orders that could jeopardize major projects, such as the energy transition, if there are not enough craftworkers to install heat pumps or insulate homes. In the long term, we must inspire more young people to pursue careers in skilled trades.

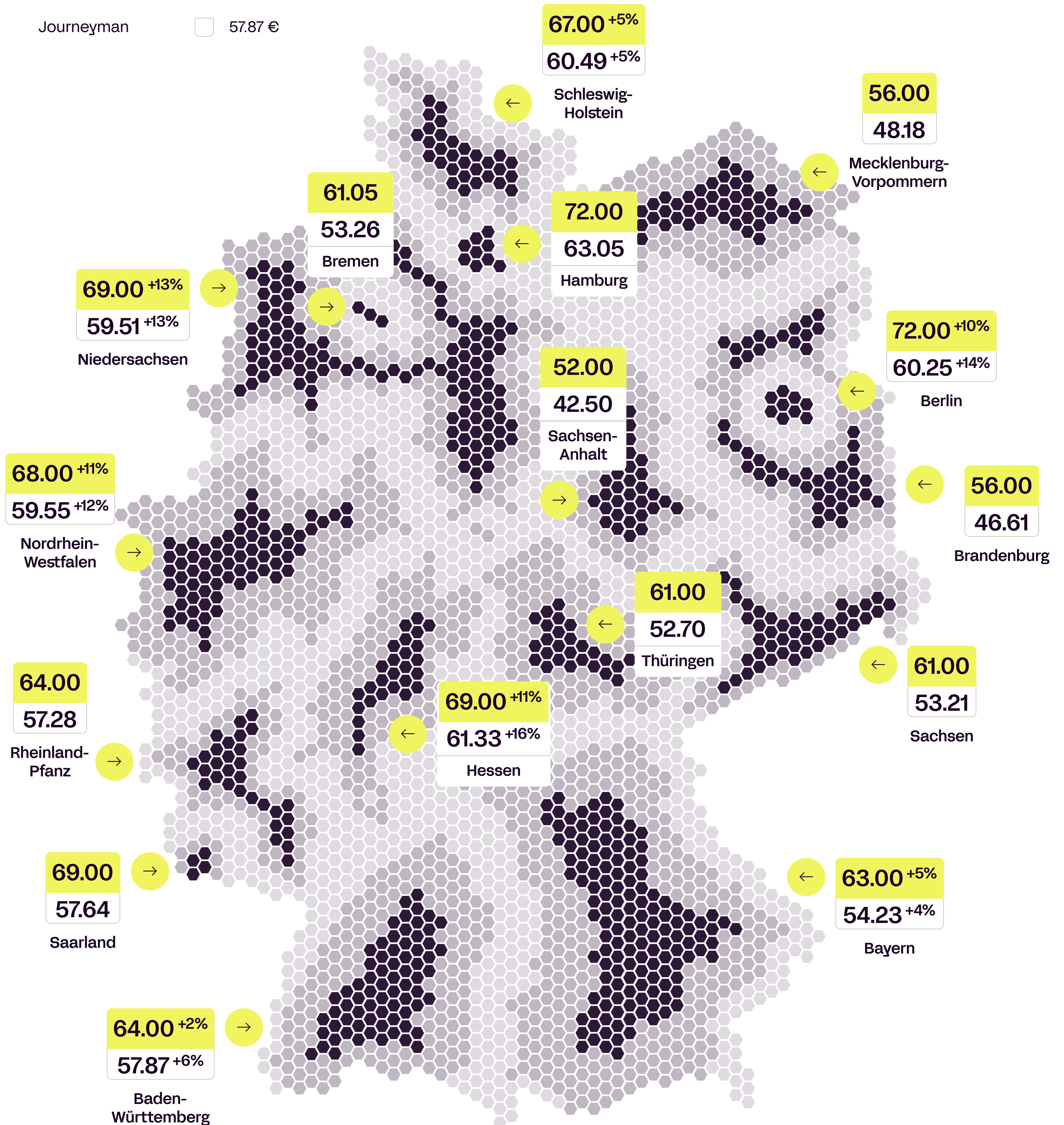
In the short term, craftworkers must utilize their limited resources as efficiently as possible. We aim to support them with our digital solutions that streamline time-consuming routine tasks and optimize operational processes."

For the nationwide Price Index for German Skilled Crafts, OneQrew surveyed a total of 670 German skilled trade companies, primarily from the fields of plumbing, heating and air conditioning, electrical engineering, roofing, carpentry, joinery, metal and scaffolding construction, and painting, plastering, and stuccoing. The responses were collected through an online survey conducted between February 13 and March 21, 2023.

Average Hourly Rates Distributed by State

Nationwide Average

- Master & Technician ■ 64.00 €
- Journeyman ■ 57.87 €




Please note that percentage changes in comparison to the previous year are only provided when there is an adequate number of responses and a significant change relative to the prior year.

Source: Results were collected as part of an online survey of OneQrew's customer base from February 13 to March 21, 2023.



An initiative of OneQrew
With the support of



Average Hourly Rates Distributed by Trade

Master & Technician ■
 Journeyman ■

Roofers & Framers

Figures in €



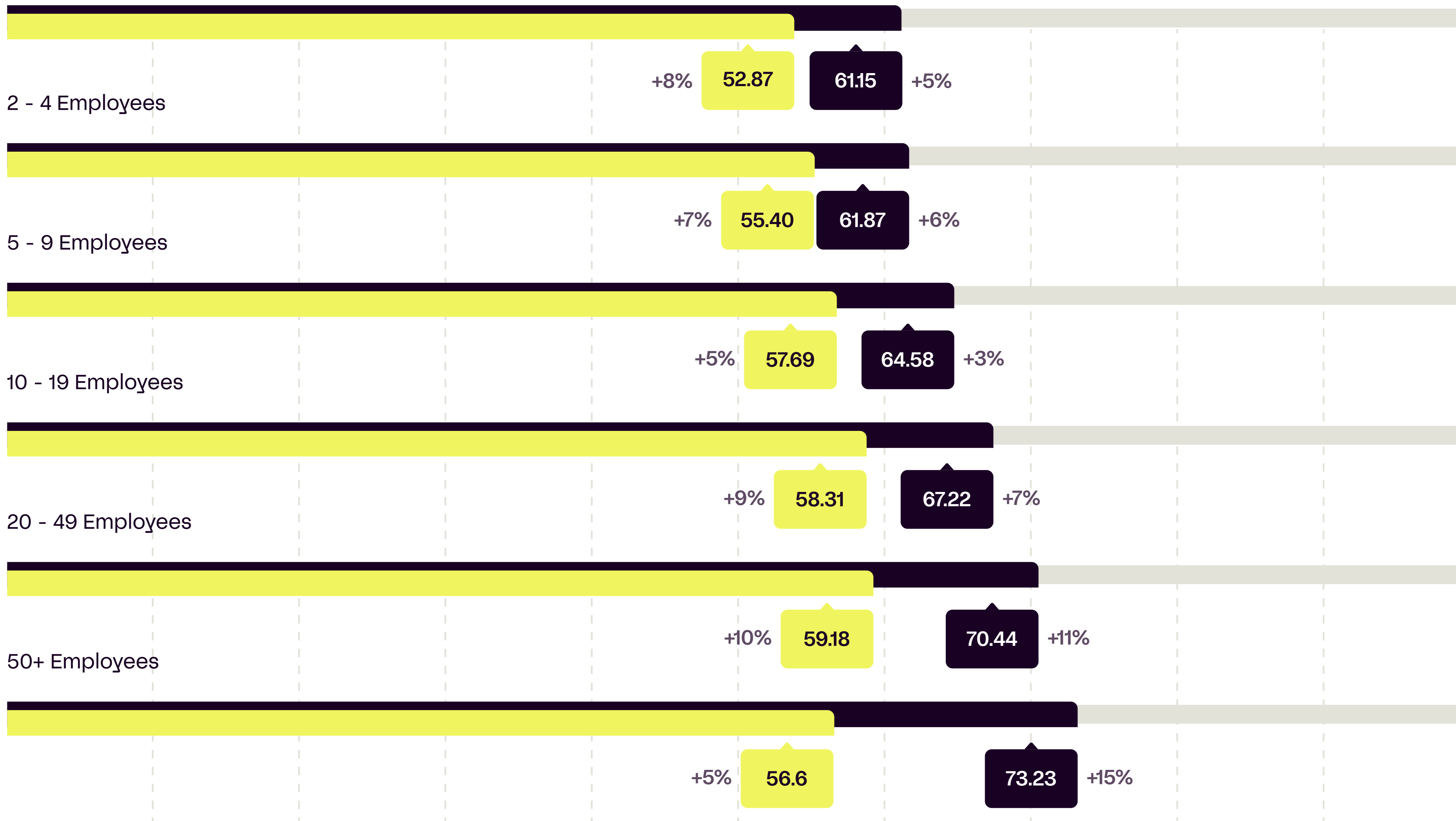
Percentage changes from the previous year are only available if there are a sufficient number of responses and a relevant change from the previous year.

Average Hourly Rates Distributed by Company Size

Master & Technician ■
 Journeyman ■

0 - 1 Employee

Amounts in €

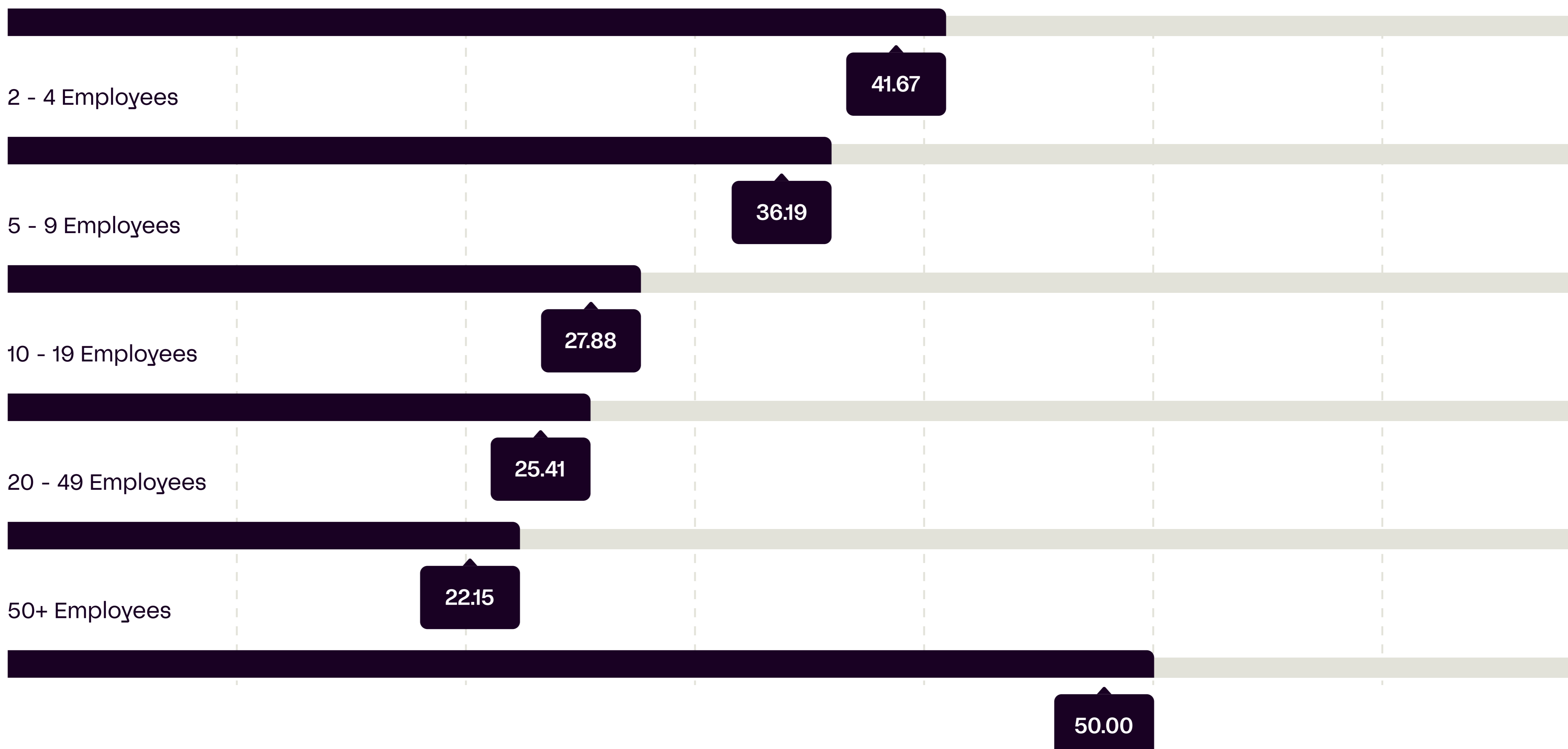


Companies Without Hourly Rate Adjustments

Percentage of Surveyed Companies that Maintained Their Prices During the Second Half of 2022 and 2023.

0 - 1 Employee

Figures in %




Trades Without Hourly Rate Adjustments

Percentage of Surveyed Companies that Maintained Their Prices During the Second Half of 2022 and 2023.

Plumbing & HVAC

Figures in %




Currently, price increases can be observed across all industries. However, particularly in the electrical and plumbing, heating, and air conditioning sectors, there are noticeable developments as these industries exhibit restraint in raising prices. This could be due to previously implemented adjustments or pending increases.

On average, smaller businesses are more cautious about price increases. The primary construction industry is currently forgoing price hikes due to stagnation in new building projects.



Demand for Work Across Trades

The Current State of Work Orders in Various Industries



Roofers & Framers

64%	Very Good
18%	Good
14%	Okay
3%	Average

Electrical engineering

44%	Very Good
29%	Good
22%	Okay
3%	Average

Window construction

9%	Very Good
63%	Good
18%	Okay
9%	Average

Scaffolding

0%	Very Good
41%	Good
38%	Okay
21%	Average

Structural & Civil Engineering

27%	Very Good
18%	Good
9%	Okay
45%	Average

Painter, Plasterer & Stuccoer

26%	Very Good
39%	Good
26%	Okay
9%	Average

Metal & steelwork construction

30%	Very Good
38%	Good
26%	Okay
6%	Average

Plumbing & HVAC

37%	Very Good
41%	Good
18%	Okay
4%	Average

Carpenter & Joiner

35%	Very Good
42%	Good
16%	Okay
7%	Average

Other

23%	Very Good
32%	Good
41%	Okay
4%	Average

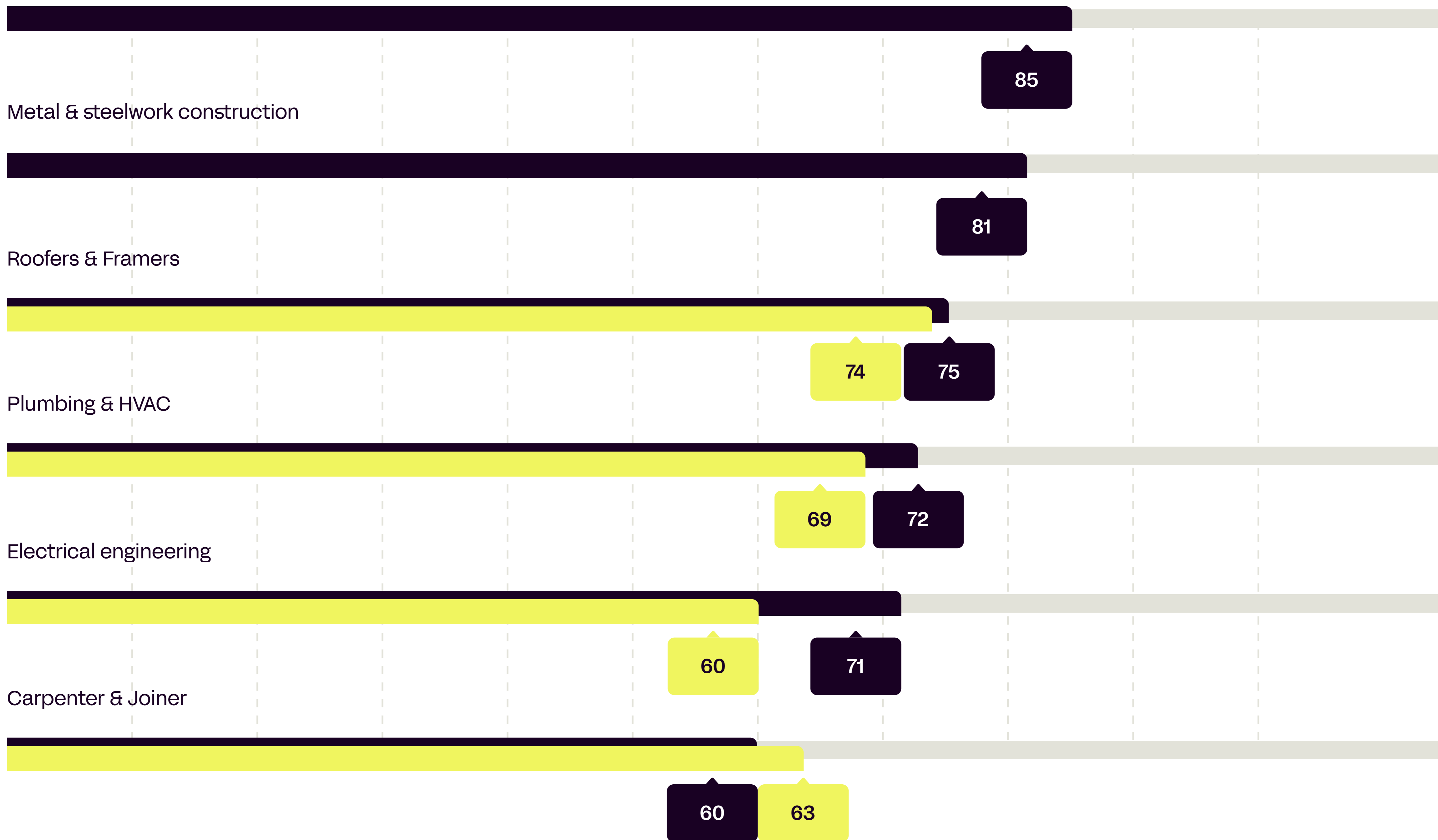
Job Vacancies Distributed by Trade

Percentage of Surveyed Companies Seeking Employees by Industry.

2023 ■
2022 ■

Scaffolding

Figures in %

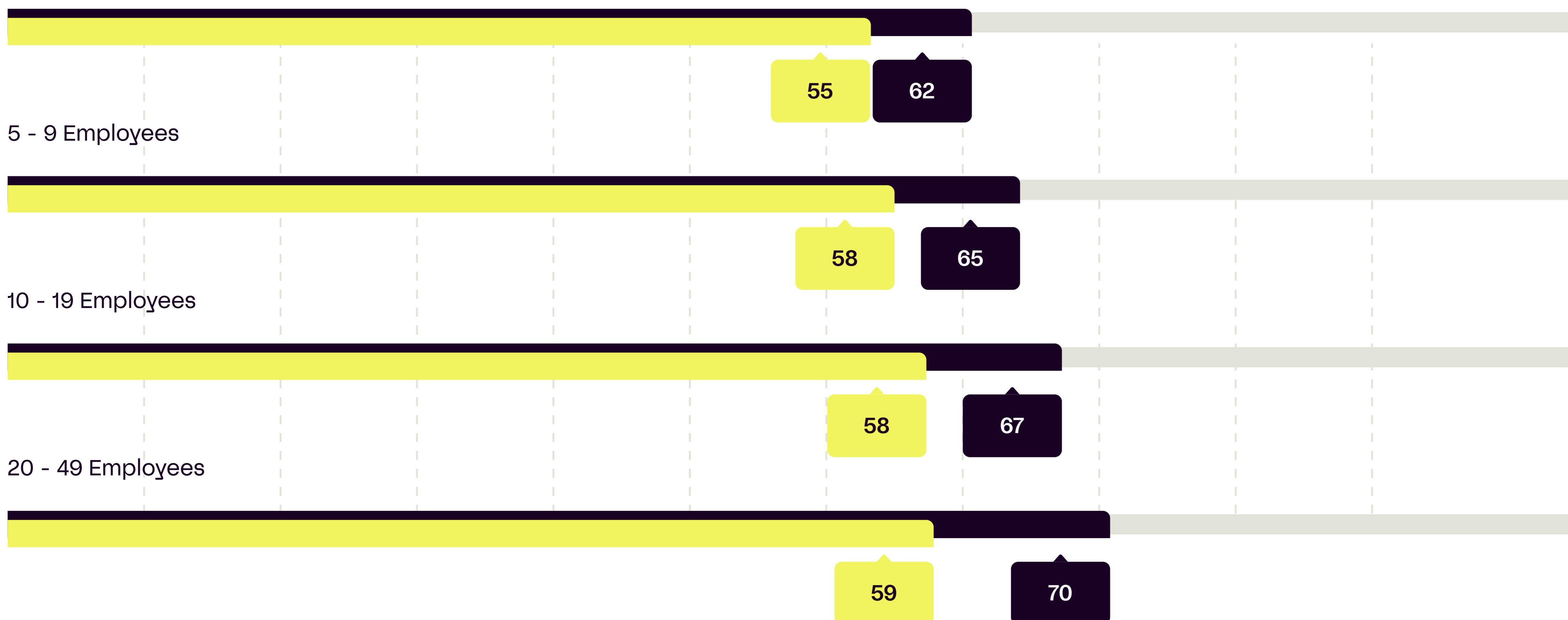


Job Vacancies by Company Size

Percentage of Surveyed Companies Seeking Employees.

2 - 4 Employees

Figures in %



Data is only available if there are a sufficient number of responses.

Trades Impacted by Material Shortages

Percentage of Companies Reporting Material Shortages by Industry.

2023 ■
2022 ■

Plumbing & HVAC

Figures in %

